

TIPS FOR SUCCESS



Your First Online Class?

Take this self assessment to see if you are ready for online: <http://www.sbctc.edu/becoming-a-student/right-degree-you/is-online-learning-for-me.aspx>

A **RECENT** computer class is strongly recommended. Consider taking *CIS-110 - Introduction to Computers*, or an online course in Computer Fundamentals through ed2go (see details under Continuing Education on the BRCC web) to better prepare you for online classes.

Step 1

Apply and Register for your courses.

Step 2

Get your Student Username and Password.
(available within 48 hours of registration)

Step 3

Make sure you can log in to WebAdvisor, Moodle, Webmail and myBlueRidge.

Step 4

Login to your online course the 1st scheduled day of classes **AND** complete an assignment.

ORIENTATION TO MOODLE

Prefer Online?

The **Moodle Online Orientation for Students** will appear on your *Dashboard* or *My Courses* listing. You can take this self-paced Orientation to familiarize yourself with Moodle if you cannot attend a face to face session.

Prefer Face-to-Face?

The following 90 minute orientation sessions are recommended (no sign up required). Computers will be available for students to have hands-on practice with Moodle. Students are welcome to bring their own laptops; wireless is provided.

Sessions will be available at EACH Campus!

Henderson County Campus TEDC-237

These 90 minute sessions are available on:
Wednesday, January 3rd at 1 & 4 PM
Thursday, January 4th at 2 & 5:30 PM
180 West Campus Drive, Flat Rock, NC

Transylvania County Campus TRCS-115

Tuesday, January 2nd at 3:30 PM
Thursday, January 4th at 5:30 PM
Monday, January 22nd at 3:30 PM (for late start classes)
45 Oak Park Drive, Brevard, NC

NEED MOODLE HELP?

For help with logging in or password resets:

BRCC Help Desk (828) 694-1895
(Free) 24/7 Help Desk (866) 833-2415

Distance Learning (828) 694-1646
& Moodle Help: (828) 694-1852




Visit the Open Computer Lab

Henderson County Campus TEDC 102
Check the schedule on the BRCC website for open hours!

2018
SPRING SEMESTER
Online classes begin Jan. 4th

APPLY NOW! Priority Registration (current students)
Oct. 30th-Nov. 3rd, **Early Registration Nov. 6th-Dec. 1st**
Final Registration Day Jan. 3rd 2018



INFORMATION FOR ONLINE STUDENTS

Need to know how to. . .

ACCESS your accounts?
LOGIN to Moodle & Webmail?
PARTICIPATE online?

Blue Ridge
COMMUNITY COLLEGE

ACCESS

Password Change First!

The **FIRST LOGIN** to all of your secure accounts at Blue Ridge (WebAdvisor, Moodle, Webmail, myBlueRidge) requires an initial password change to ensure your privacy. This password change will be done in WebAdvisor, and that username and new password will be used for all the other accounts. *Access to a personal email account will be needed to complete this process, contact the Registrar's office if you have not provided a recent personal email in your records.*

 Click the WebAdvisor icon on the BRCC home page
<http://www.blueridge.edu/>

Use the "I'm New to BRCC" link at the bottom right of the page for instructions.



New to BRCC

Follow these four steps to log in for the first time.

1. Get your user ID
2. Reset your password
3. Check your e-mail to receive your password.
4. Log in

Click OK to proceed to step 1

OK

AFTER LOGIN click **CHANGE PASSWORD** (at the top) to create a personal (and secure) password that you will use for all of your accounts.

CHANGE PASSWORD **LOG OUT**

LOGIN

Secure Password is Chosen!



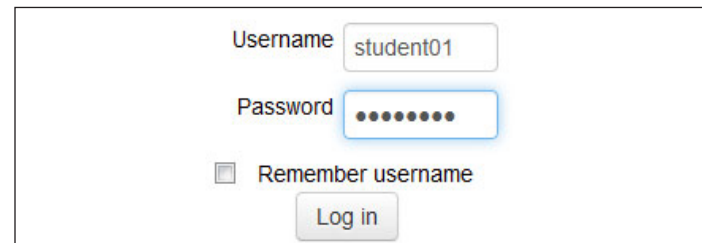
Now that you have created a secure password, click the Moodle icon on the BRCC home page



On the top right of the next page, click "Log in"



Enter your username and NEW password

A screenshot of the Moodle login form. It has a white background with a light blue border. There are four fields: "Username" with the text "student01", "Password" with a masked password ".....", a checkbox labeled "Remember username", and a "Log in" button.

In the Navigation block click on Dashboard



Links to your courses will appear in the center of your Moodle page on the first day of the semester. Click on any course name to begin.

PARTICIPATE

Login the first scheduled day of the semester. TBA on your schedule does NOT mean you can wait to login. Attendance is based on course activities. Students who have not logged in AND completed the first assignment will be dropped for non-attendance, and will not be entitled to a refund.

COMMUNICATE

Student Webmail



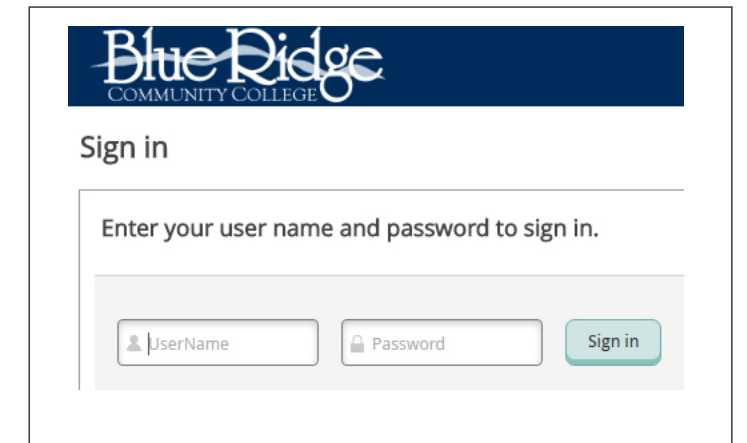
Login to your **Student Webmail** by clicking the green "envelope" icon on the BRCC home page, or use the **Student Webmail** link at the top of Moodle. Be sure to add the @webmail.blueridge.edu to your username. Online communication is generally done through email and messaging. Don't hesitate to email your instructor if you have any questions or concerns regarding your course. *Check your Webmail often!*



PLANNING



myBlueRidge

A screenshot of the myBlueRidge sign-in page. It has a white background with a dark blue header containing the "Blue Ridge COMMUNITY COLLEGE" logo. Below the header is a "Sign in" section with a text input field for "Enter your user name and password to sign in." Below that are two input fields: "UserName" and "Password", and a "Sign in" button.

Use **myBlueRidge** for all of your academic planning. Schedule a meeting with your advisor to plan for your academic success.

There are many additional resources and tutorials available to help you on the BRCC website!